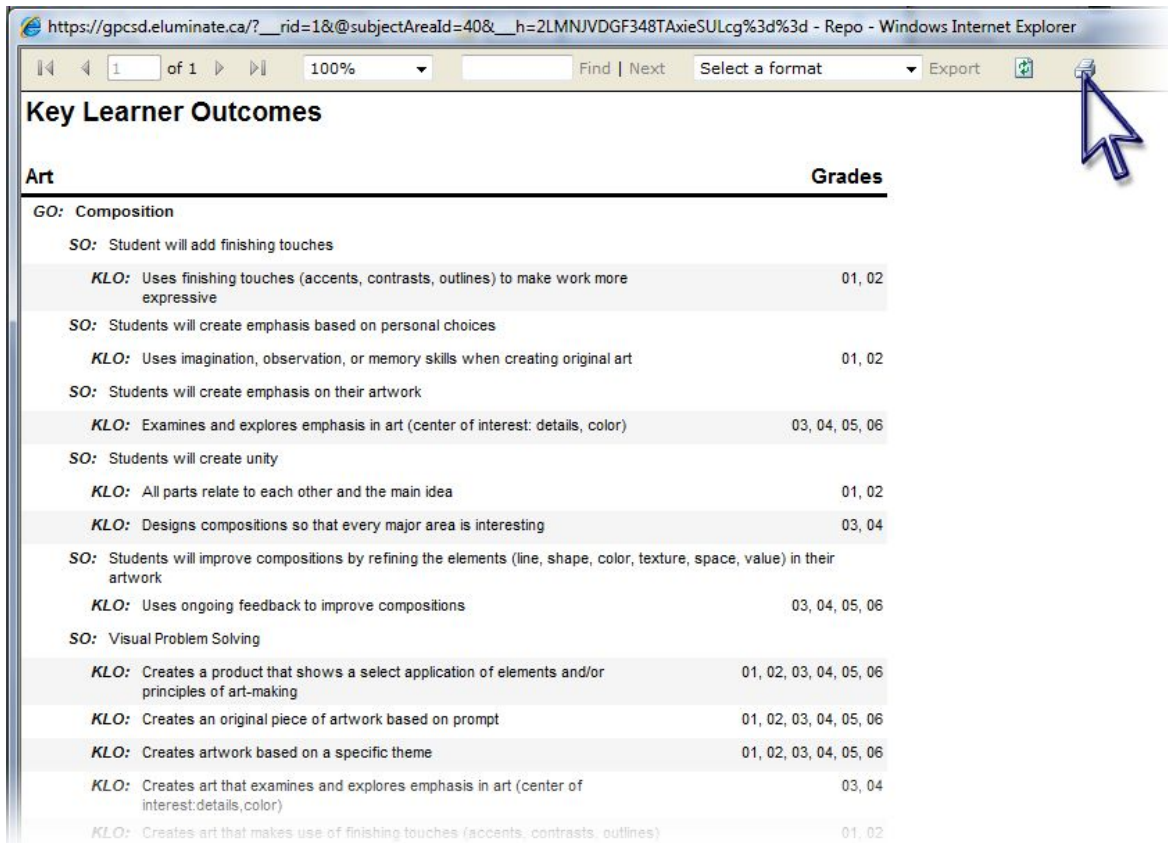


Eluminate Printing

“Cannot load Client Print Control” Problem

Published by: Patrick O’Connor / Grande Prairie & District Catholic Schools - October 11, 2007

1



https://gpsd.eluminate.ca/?__rid=1&@subjectAreaId=40&__h=2LMNJVDGF348TAxieSULcg%3d%3d - Repo - Windows Internet Explorer

1 of 1 100% Find | Next Select a format Export

Key Learner Outcomes

Art	Grades
GO: Composition	
SO: Student will add finishing touches	
KLO: Uses finishing touches (accents, contrasts, outlines) to make work more expressive	01, 02
SO: Students will create emphasis based on personal choices	
KLO: Uses imagination, observation, or memory skills when creating original art	01, 02
SO: Students will create emphasis on their artwork	
KLO: Examines and explores emphasis in art (center of interest: details, color)	03, 04, 05, 06
SO: Students will create unity	
KLO: All parts relate to each other and the main idea	01, 02
KLO: Designs compositions so that every major area is interesting	03, 04
SO: Students will improve compositions by refining the elements (line, shape, color, texture, space, value) in their artwork	
KLO: Uses ongoing feedback to improve compositions	03, 04, 05, 06
SO: Visual Problem Solving	
KLO: Creates a product that shows a select application of elements and/or principles of art-making	01, 02, 03, 04, 05, 06
KLO: Creates an original piece of artwork based on prompt	01, 02, 03, 04, 05, 06
KLO: Creates artwork based on a specific theme	01, 02, 03, 04, 05, 06
KLO: Creates art that examines and explores emphasis in art (center of interest: details, color)	03, 04
KLO: Creates art that makes use of finishing touches (accents, contrasts, outlines)	01, 02

When you go to print a report in Eluminate by pressing the PRINT button:

2

The screenshot shows a Windows Internet Explorer browser window displaying a webpage titled "Key Learner Outcomes". The page content is organized into a table with two main columns: "Art" and "Grades". The "Art" column lists various learning objectives (GO, SO, KLO) for composition and visual problem solving. The "Grades" column lists the corresponding grade levels for each objective. An error message dialog box is overlaid on the page, stating "Unable to load client print control." with a yellow warning icon and an "OK" button. The error message is circled in red.

Art	Grades
GO: Composition	
SO: Student will add finishing touches	
KLO: Uses finishing touches (accents, contrasts, outlines) to make work more expressive	01, 02
SO: Students will create emphasis based on personal choices	
KLO: Uses imagination, observation, or memory skills when creating original art	01, 02
SO: Students will create emphasis on their artwork	
KLO: Examines and explores emphasis in art (center of interest: details, color)	03, 04, 05, 06
SO: Students will create unity	
KLO: All parts relate to each other and the main idea	
KLO: Designs compositions so that every major area is interesting	
SO: Students will improve compositions by refining the elements (line, color, value) in their artwork	
KLO: Uses ongoing feedback to improve compositions	
SO: Visual Problem Solving	
KLO: Creates a product that shows a select application of elements and principles of art-making	
KLO: Creates an original piece of artwork based on prompt	01, 02, 03, 04, 05, 06
KLO: Creates artwork based on a specific theme	01, 02, 03, 04, 05, 06
KLO: Creates art that examines and explores emphasis in art (center of interest: details, color)	03, 04

And you get this error message:

You can still print by exporting a PDF - and printing from Adobe Reader.

Here's how:

3

The screenshot shows a web browser window with the URL https://gpcsd.eluminate.ca/?__rid=18&@subjectAreaId=40&__h=2LMNJVDGF348TAxieSULcg%3d%3d. The page title is "Key Learner Outcomes". The browser's top bar includes navigation buttons, a search box, and a "Select a format" dropdown menu. A red circle highlights the dropdown menu, and a blue mouse cursor points to it. The page content is organized into a table with columns for "Art" and "Grades".

Art	Grades
GO: Composition	
SO: Student will add finishing touches	
KLO: Uses finishing touches (accents, contrasts, outlines) to make work more expressive	01, 02
SO: Students will create emphasis based on personal choices	
KLO: Uses imagination, observation, or memory skills when creating original art	01, 02
SO: Students will create emphasis on their artwork	
KLO: Examines and explores emphasis in art (center of interest: details, color)	03, 04, 05, 06
SO: Students will create unity	
KLO: All parts relate to each other and the main idea	01, 02
KLO: Designs compositions so that every major area is interesting	03, 04
SO: Students will improve compositions by refining the elements (line, shape, color, texture, space, value) in their artwork	
KLO: Uses ongoing feedback to improve compositions	03, 04, 05, 06
SO: Visual Problem Solving	
KLO: Creates a product that shows a select application of elements and/or principles of art-making	01, 02, 03, 04, 05, 06
KLO: Creates an original piece of artwork based on prompt	01, 02, 03, 04, 05, 06
KLO: Creates artwork based on a specific theme	01, 02, 03, 04, 05, 06
KLO: Creates art that examines and explores emphasis in art (center of interest: details, color)	03, 04
KLO: Creates art that makes use of finishing touches (accents, contrasts, outlines)	01, 02

On the top bar, there is a drop-down with the words "Select a format" to the left of some text that says "Export" which is grayed out.

4

The screenshot shows a web browser window with the URL https://gpcsd.eluminate.ca/?__rid=1&@subjectAreald=40&__h=2LMNJVDGF348TAxieSULcg%3d%3d. The page title is "Key Learner Outcomes" and the subject is "Art". A dropdown menu is open over the "Export" button, showing the following options: "Select a format", "XML file with report data", "CSV (comma delimited)", "TIFF file", "Acrobat (PDF) file", "Web archive", and "Excel". The "Acrobat (PDF) file" option is highlighted in blue. A red circle highlights the dropdown menu, and a blue arrow points to the "Export Formats" button.

Key Learner Outcomes

Art

GO: Composition

SO: Student will add finishing touches

KLO: Uses finishing touches (accents, contrasts, outlines) to make work more expressive 01, 02

SO: Students will create emphasis based on personal choices

KLO: Uses imagination, observation, or memory skills when creating original art 01, 02

SO: Students will create emphasis on their artwork

KLO: Examines and explores emphasis in art (center of interest: details, color) 03, 04, 05, 06

SO: Students will create unity

KLO: All parts relate to each other and the main idea 01, 02

KLO: Designs compositions so that every major area is interesting 03, 04

SO: Students will improve compositions by refining the elements (line, shape, color, texture, space, value) in their artwork

KLO: Uses ongoing feedback to improve compositions 03, 04, 05, 06

SO: Visual Problem Solving

KLO: Creates a product that shows a select application of elements and/or principles of art-making 01, 02, 03, 04, 05, 06

KLO: Creates an original piece of artwork based on prompt 01, 02, 03, 04, 05, 06

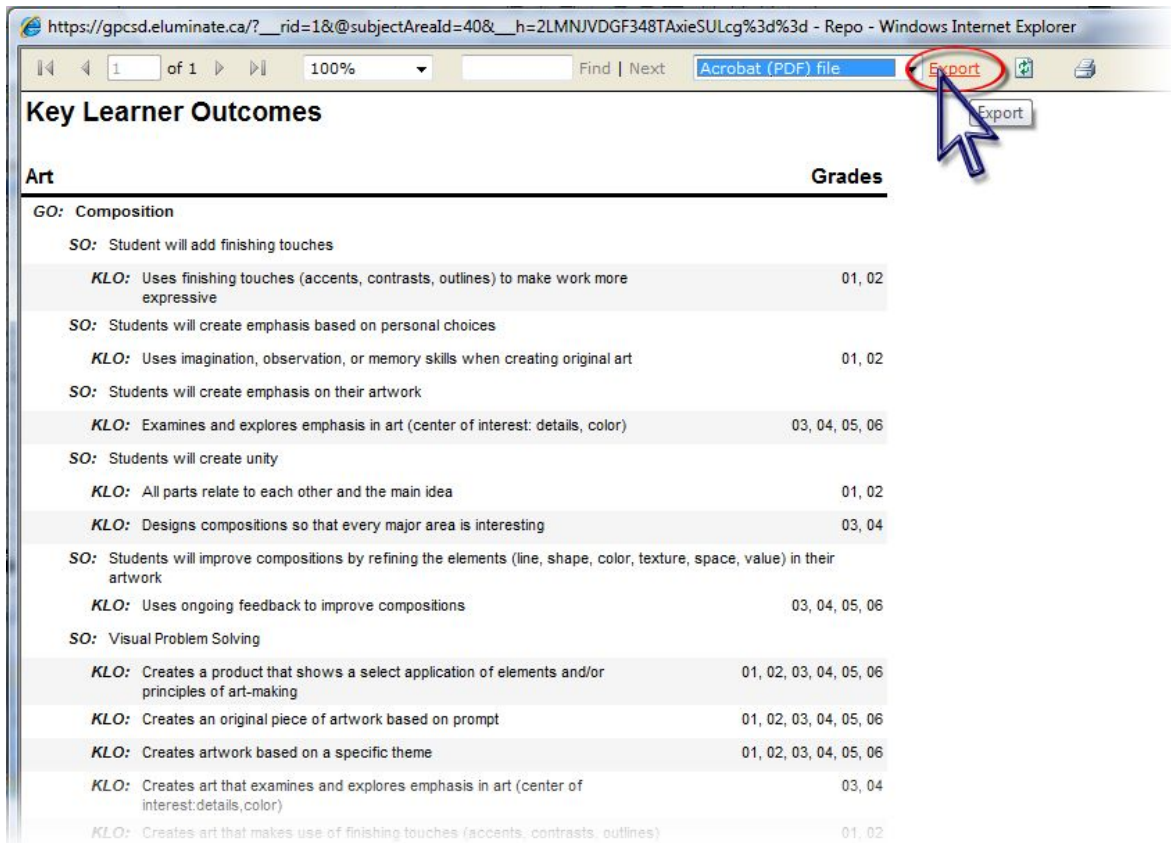
KLO: Creates artwork based on a specific theme 01, 02, 03, 04, 05, 06

KLO: Creates art that examines and explores emphasis in art (center of interest: details, color) 03, 04

KLO: Creates art that makes use of finishing touches (accents, contrasts, outlines) 01, 02

Click the drop-down and choose "Acrobat (PDF) file".

5



https://gpsd.eluminate.ca/?__rid=1&@subjectAreald=40&__h=2LMNJVDGF348TAxieSULcg%3d%3d - Repo - Windows Internet Explorer

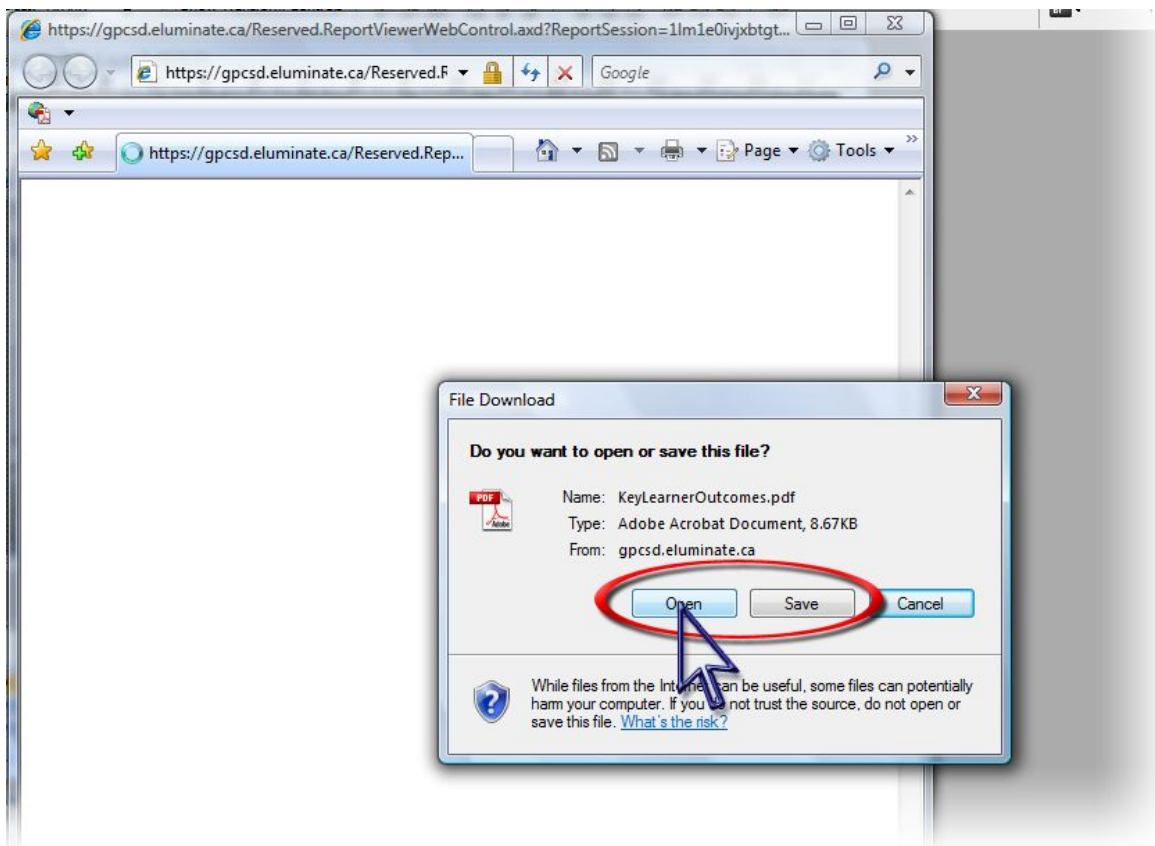
1 of 1 100% Find | Next Acrobat (PDF) file Export Export

Key Learner Outcomes

Art	Grades
GO: Composition	
SO: Student will add finishing touches	
KLO: Uses finishing touches (accents, contrasts, outlines) to make work more expressive	01, 02
SO: Students will create emphasis based on personal choices	
KLO: Uses imagination, observation, or memory skills when creating original art	01, 02
SO: Students will create emphasis on their artwork	
KLO: Examines and explores emphasis in art (center of interest: details, color)	03, 04, 05, 06
SO: Students will create unity	
KLO: All parts relate to each other and the main idea	01, 02
KLO: Designs compositions so that every major area is interesting	03, 04
SO: Students will improve compositions by refining the elements (line, shape, color, texture, space, value) in their artwork	
KLO: Uses ongoing feedback to improve compositions	03, 04, 05, 06
SO: Visual Problem Solving	
KLO: Creates a product that shows a select application of elements and/or principles of art-making	01, 02, 03, 04, 05, 06
KLO: Creates an original piece of artwork based on prompt	01, 02, 03, 04, 05, 06
KLO: Creates artwork based on a specific theme	01, 02, 03, 04, 05, 06
KLO: Creates art that examines and explores emphasis in art (center of interest: details, color)	03, 04
KLO: Creates art that makes use of finishing touches (accents, contrasts, outlines)	01, 02

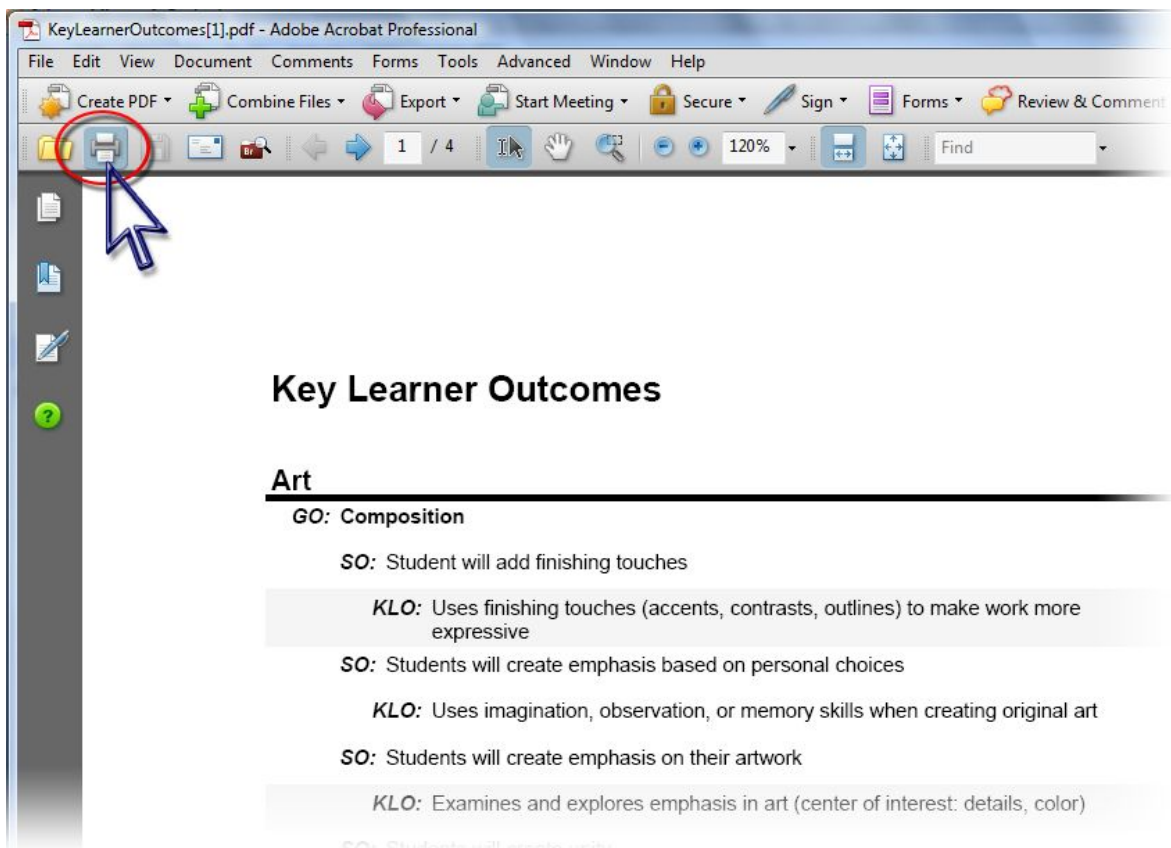
Then click the now-highlighted export button...

6



...which will prompt you with the standard File Download dialog box. From here you can choose to save and keep the PDF (If you like backup copies) or just to open the file. Click open.

7



Click the print ICON and everything should work as normal!

If there are further errors or different errors, please email support or Julie.

Support - support@gpcsd.ca

Julie - juliejuniper@gpcsd.ca